

Recycling Update – North Kawartha & Emterra Guidelines

Thank You!

Many of you are sorting recyclables correctly—thank you! We know it can be frustrating to see mistakes or to receive repeated reminders. This update is prepared using guidelines from the Township of North Kawartha and our contractor, Emterra, to make things clearer and easier for everyone. **Please help by sharing these guidelines** with family and guests so everyone knows how to recycle properly.

Recycling Rules Can Be Different Everywhere

Many of our non-permanent residents and their guests come from different municipalities. Every community has its own recycling system. However, what works in the GTA or another township may not work in North Kawartha.

Our bins follow the North Kawartha / Emterra Two Stream Recycling System which is not always intuitive. Please take a moment to double-check before tossing items into the recycling bins. If you are or have been used to a single blue bin or different rules elsewhere, this may feel like a change and more work — but following the local system is the only way to ensure pickup.

Please help by sharing these guidelines with family/guests/renters.

Two-Stream Recycling System

North Kawartha uses a dual blue bin system:

- One bin for Fibres (paper, cardboard)
- One bin for Containers (plastic, metal, glass, cartons)

Mixed or wrongly sorted items can lead to the contractor refusing collection.

Clean, Dry, and Loose



All recyclables must be empty, clean, dry, and loose:


- Rinse containers
- No plastic bags—items must be placed loose in the bin


Cardboard Bundling

Flatten and bundle cardboard (max 75 cm × 75 cm × 20 cm), or stack it loosely beside the bin if it doesn't fit inside.

Mistakes to Avoid

-  Plastic bags of mixed recycling in bins
-  Paper plates, tissues or paper towel

 Mixing fibres and containers – e.g., bottles in the paper bin.

 When a bin is contaminated, the contractor may refuse pickup. That means:

- Neighbours having to sort recyclables and clean up someone else's mistake.
- Overflowing bins until the next collection.

Quick Sorting Guide:

Fibres (Paper & Cardboard):

- Newspapers, magazines, office paper
- Flattened boxes, cereal cartons, cardboard egg cartons

Containers (Plastic, Metal & Glass):

- Plastic bottles & tubs
- Aluminum & tin cans
- Glass bottles & jars (rinsed)
- Drink cartons & juice boxes


Not Accepted in Either Bin:

- Used tissues, paper towel
- Styrofoam
- Food waste
- Greasy cardboard

What You Can Do

- Remind family & guests.
- Take a few extra seconds to check eligibility of items before tossing.
- Separate items before going to the bin to avoid mistakes while sorting at the bin.
- If it's an option, consider returning recyclables to your home municipality where local rules may be more familiar (some of our owners already do this out of concern for keeping our bins compliant.)

Community Goal

 Let's aim for zero refused pickups this autumn. Last year, we had several. Together, we can avoid rejection and keep our bin emptying running smoothly.



Stream 1

Containers

Keep your "CONTAINERS" separate from your "PAPER PRODUCTS" as outlined below.

Place all containers loose into one blue box. **Do not bag containers.** Please rinse off any excess food.



Note:
Mixed blue boxes may be left uncollected

Plastic Containers

- All food and beverage containers.
- Bakery trays, cookie trays, fresh fruit containers, plastic egg cartons.
- Windshield washer fluid bottles, toiletry bottles.
- Flower pots (12 inches or less in diameter) and trays.

- ✗ No Tupperware-type containers.
- ✗ No hangers.
- ✗ No plastic straws or cutlery.
- ✗ No prescription medicine containers.
- ✗ No motor oil containers (accepted at HHW Depot)



Metal Containers

- Aluminum beverage cans.
- Steel food and beverage cans.
- Aluminum foil and trays (scrunch foil in a ball).
- Paint and aerosol cans (must be empty, dry, lids removed).


- ✗ No propane/butane cylinders



Glass Containers

- Clear and coloured glass bottles and jars.

- ✗ No other type of glass accepted (eg drinking glasses, window panes).
- ✗ No broken glass



Juice Boxes, Tetra Paks, Milk Cartons, Coffee Cups and Spiral Containers

- ✗ No straws, stir sticks or plastic lids from coffee cups.
- ✗ No Kool Aid Jammer style cartons.



Recycle the package, not the product.



Paper Products & Film Plastic

Paper Products and Film Plastic go in the same blue box. Remember to "bag your bags"



Note:
there is no limit to the number of blue boxes you may set out for collection each week.

Drop-Off Depot
Open 24/7
390 Pido Road

Cardboard and Boxboard

- Flatten and tie in bundles 30" x 30" x 8" maximum. Can sit beside blue box if necessary.
- ✗ **No frozen food containers.**



Newspapers and Magazines

- Can be loose or in plastic bags to prevent blowing. Do not tie the bags.
- ✗ **No paper towels or tissues.**



Office Paper and Envelopes

- Can be loose or in plastic bags to prevent blowing. Do not tie the bags. Not necessary to remove staples, paper clips.



Hard- and Soft-covered books

- Hard covers must be removed and placed separately into the Paper blue box.
- ✗ **No binders.**



Brown bags, gift bags, paper inner tubes, egg cartons

- Inner tubes from toilet paper, paper towels and gift-wrap.
- ✗ **Remove non-paper attachments from gift bags.**



Film Plastic

- * Stuff plastic grocery bags, bread bags, milk bags, toilet paper wrap, dry-cleaning bags, etc together inside one grocery bag, and tie the top.
- ✗ **No chip bags, cheese wrappers, stretch wrap or cereal box liners.**

